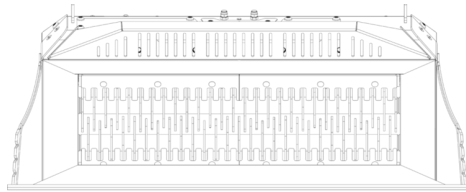
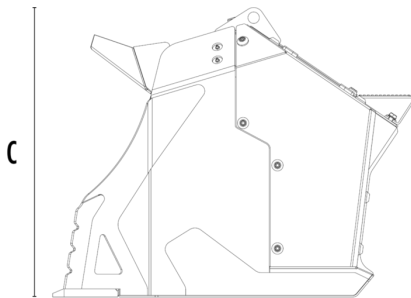


# SHAFTS SCREENERS MB-HDS220




A






C

B






## SPECIFICATIONS

	Recommended excavator	ton	-
	Recommended backhoe loader/loader*	ton	7 - 11
	Recommended skid steer loader*	ton	4,5 - 10
	Weight	ton	1
	Load capacity	m <sup>3</sup>	0,60
	Pressure	bar	230 - 280
	Oil flow rate**	l/min	90 - 150
	Size A	mm	2220
	Size B	mm	1060
	Size C	mm	890

\* Please verify machine's Rated Operating Capacity

\*\* The minimum hydraulic flow rate value must be alongside the required operating pressure

## SHAFT KIT

KIT	ADJUSTMENT*	APPLICATION
 RQ8 Sifting kit	8 mm	Sifting damp/dry soil
 RQ20 Sifting kit	20 mm	Soil Aeration
 RM Mixer kit		Soil Aeration Compost Aeration Charcoal reduction Glass reduction Drywall reduction

\* Shafts in closed position.

## OPTIONAL ACCESSORIES

RQ8 Sifting kit	RQ20 Sifting kit
RM Mixer kit	Shaft holder

## APPLICATION AREAS



Road works



Tunnels



Enclosed spaces



Pipelines



Recycling aggregates



Excavations



Urban construction site



Foundries



Maintaining landscape and agricultural areas