
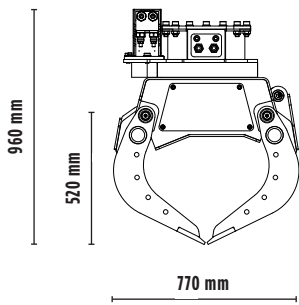
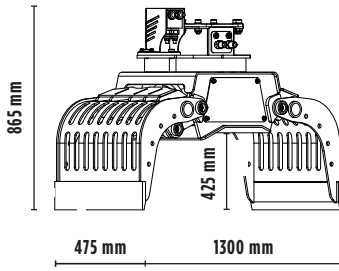


SORTING GRAPPLE

MB-G450 S4



SPECIFICATIONS



Recommended excavator	ton	3,5 - 5,5
Weight	ton	0,288
Capacity (claws closed)	m ³	0,10
Rotation	Degree	360°
Oil pressure (rotation)	bar	150 - 200
Oil flow rate (rotation)	l/min	10 - 20
Maximum oil pressure (opening - closing)	bar	180 - 220
Maximum oil flow rate (opening - closing)	l/min	20 - 30

ACCESSORIES

Multi-purpose blade kit	Clam shell kit
Serrated side plate kit	Grip improvement kit
Rubber protection kit	Electrical kit (for 2 hose functionality) 12 V
24 month warranty	

APPLICATION AREAS



DEMOLITIONS



ROAD WORKS



TUNNELS



ENCLOSED SPACES



PIPELINES



URBAN CONSTRUCTION SITES



FOREST MAINTENANCE



MAINTAINING LANDSCAPE AND AGRICULTURAL AREAS