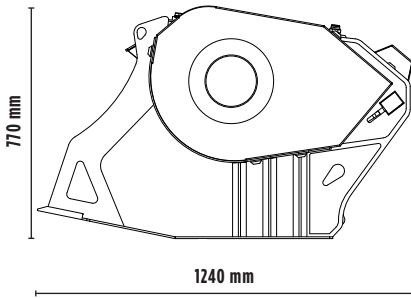
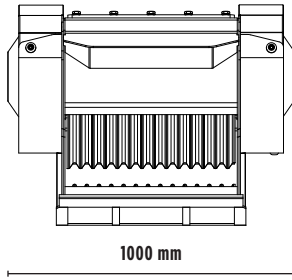




MB-C50 S4



SPECIFICATIONS

	Recommended excavator	ton	6,5 - 10
	Recommended backhoe loader	ton	8 - 9*
	Weight	ton	0,75
	Load capacity	m ³	0,15
	Pressure	bar	200 - 250
	Back pressure	bar	< 10
	Oil flow rate**	l/min	90 - 120
	Mouth width	mm	590
	Mouth height	mm	280

* Rear

** The minimum hydraulic flow rate value must be alongside the required operating pressure

ACCESSORIES

Dust suppression kit	Hour meter
24 month warranty	

APPLICATION AREAS



DENOLITIONS



ROAD WORKS



TUNNELS



ENCLOSED SPACES



PIPELINES



RECYCLING AGGREGATES



URBAN CONSTRUCTION SITES



FOREST MAINTENANCE